



HT 25 - HT40 - HT50 CRANE SERVICE BODIES

**DESIGNED FOR VENTURO
25,000, 40,000 & 50,000
FT LB CRANES**



STANDARD AND CUSTOM COMPARTMENT CONFIGURATIONS AVAILABLE IN 60" AND 84" CA

See back page for sample configurations

FEATURES

- ◆ Minimum 14 gauge Jet Kote steel construction
- ◆ Unobstructed reinforced compartment for 25,000, 40,000 or 50,000 ft-lb crane
- ◆ Flat cargo floor of 10 gauge tread plate and no wheel wells
- ◆ Tread plate on all sides of cargo area and top of compartments
- ◆ 6 or 8 tool and parts storage compartments with adjustable shelf racks
- ◆ Heavy duty tie downs in cargo area
- ◆ 12" tread plate step bumper with integrated outrigger receiver tube
- ◆ Double panel doors with stainless steel hinges, pins, and "T" style door handles
- ◆ Continuous automotive weather-tight door gaskets
- ◆ Full-length gutter style drip rail
- ◆ "Barn door" horizontal compartments – HT50 only
- ◆ Full undercoating and primer paint

MINIMUM CHASSIS REQUIREMENTS Varies depending on crane used with body

- ◆ HT25 – 10,500 lbs GVWR
- ◆ HT40 – 14,500 lbs GVWR
- ◆ HT50 – 20,500 lbs GVWR

OPTIONAL EQUIPMENT

- ◆ Shelving packages
- ◆ Slide-out tool box tray
- ◆ Oxy/Acet bottle holders
- ◆ Interior compartment lighting
- ◆ Individual drawer units
- ◆ Compartment bar locks
- ◆ Manual and hydraulic outrigger packages
- ◆ Heavy duty storage/work bumpers

Specifications subject to change without notice.

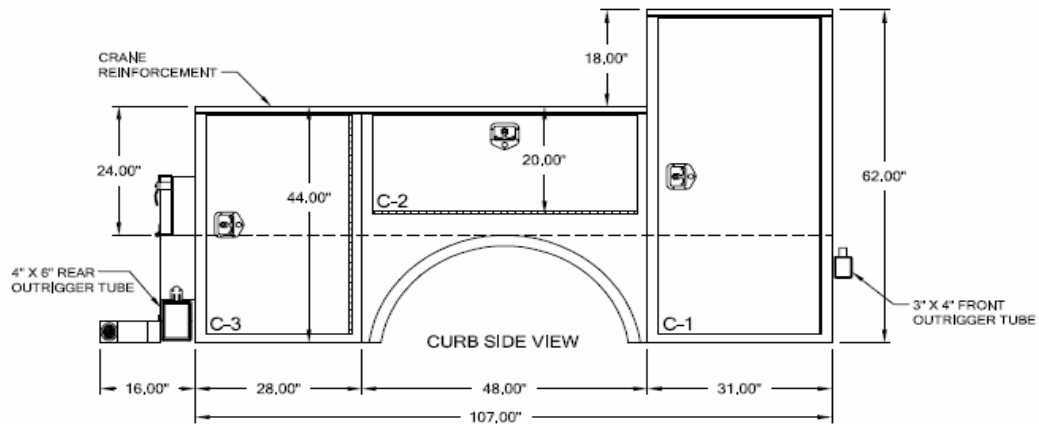


12110 BEST PLACE
CINCINNATI OH 45241
800.226.2238
FAX 513.326.5427
www.venturo.com

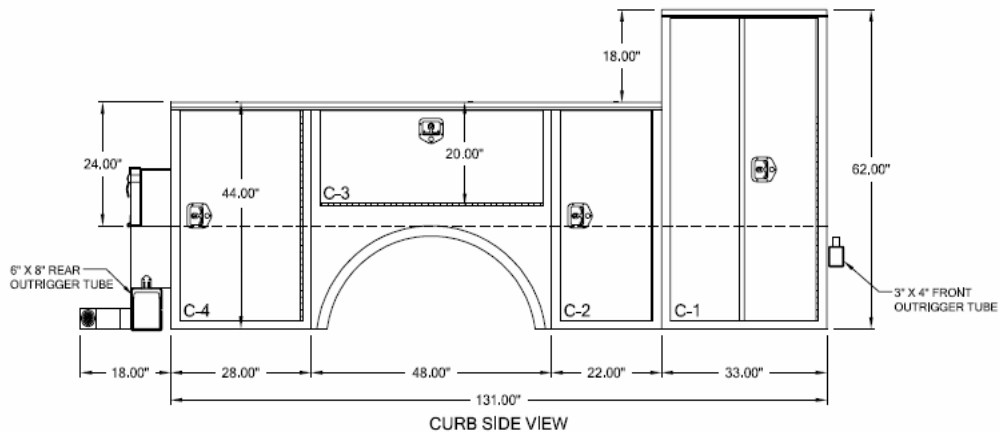
DISTRIBUTED BY:

SAMPLE BODY CONFIGURATIONS

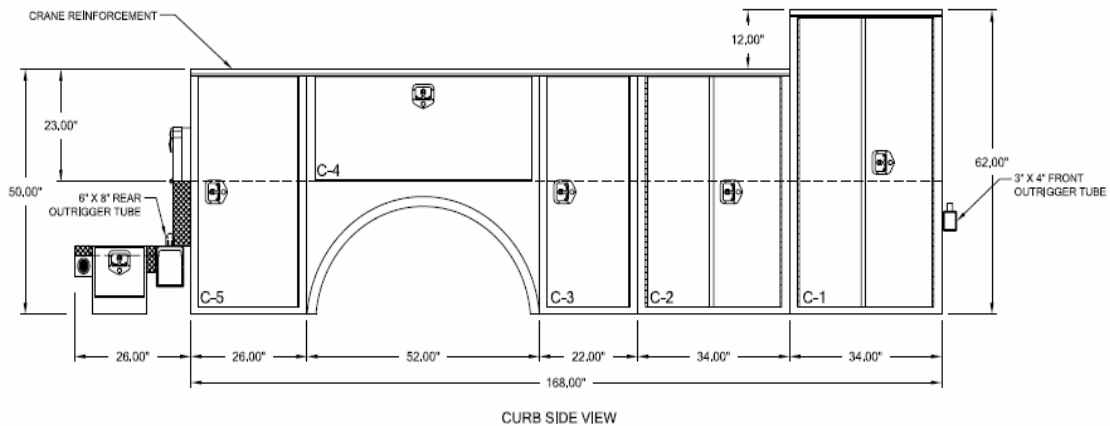
HT25-107-TFC



HT40-131-TFC



HT50-168-TFC



Please consult price sheets for a complete list of standard configurations. Contact sales for custom configurations.