


ELECTRIC - HYDRAULIC CRANES

2010E (ET6K)



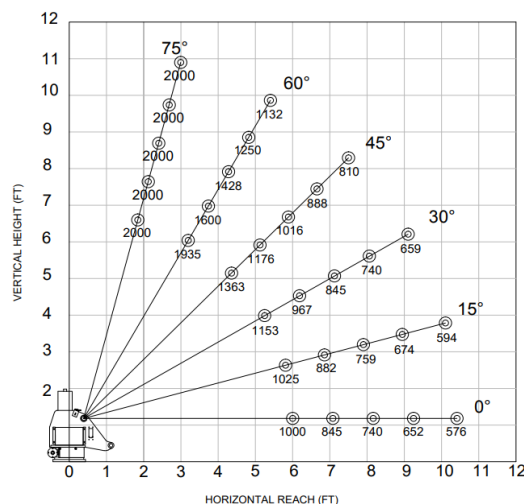
SPECIFICATIONS

Lifting Capacities:	2,000 lbs
Crane Rating:	6,000 ft-lbs
Mounting Space:	12 1/2" x 17 1/4"
Stowed Height:	24-1/4"
Rope Diameter:	3/16" @ 50'
Line Pull Speed	30 ft/min (Single-line) 18 ft/min (Double-line)
Max. Single-line:	1,000 lbs
Max. Double-line:	2,000 lbs
Rotation:	360° Continuous
Power Supply Requirements:	Power Supply: Electric 12V DC Requirements: 12v DC Battery
Hydraulic Req:	Self-Contained w/ Power Unit
Boom Elevation:	-8° to +75°
Controls:	Electric 12V DC On/Off Function
Boom Extension:	Manual: 6' - 10'
Weight:	380lbs
Minimum Vehicle Class:	Class 2 (8,000 lbs GVWR)
Optional:	- Coded - Coded & Wireless

The 2010E service crane is a light-weight, cost-effective choice for a variety of industries and general service applications on any truck with a GVWR of 8,000 lbs or less. The 2010E features 2,000 lbs of maximum capacity and a 6,000 ft-lb crane rating.

FEATURES

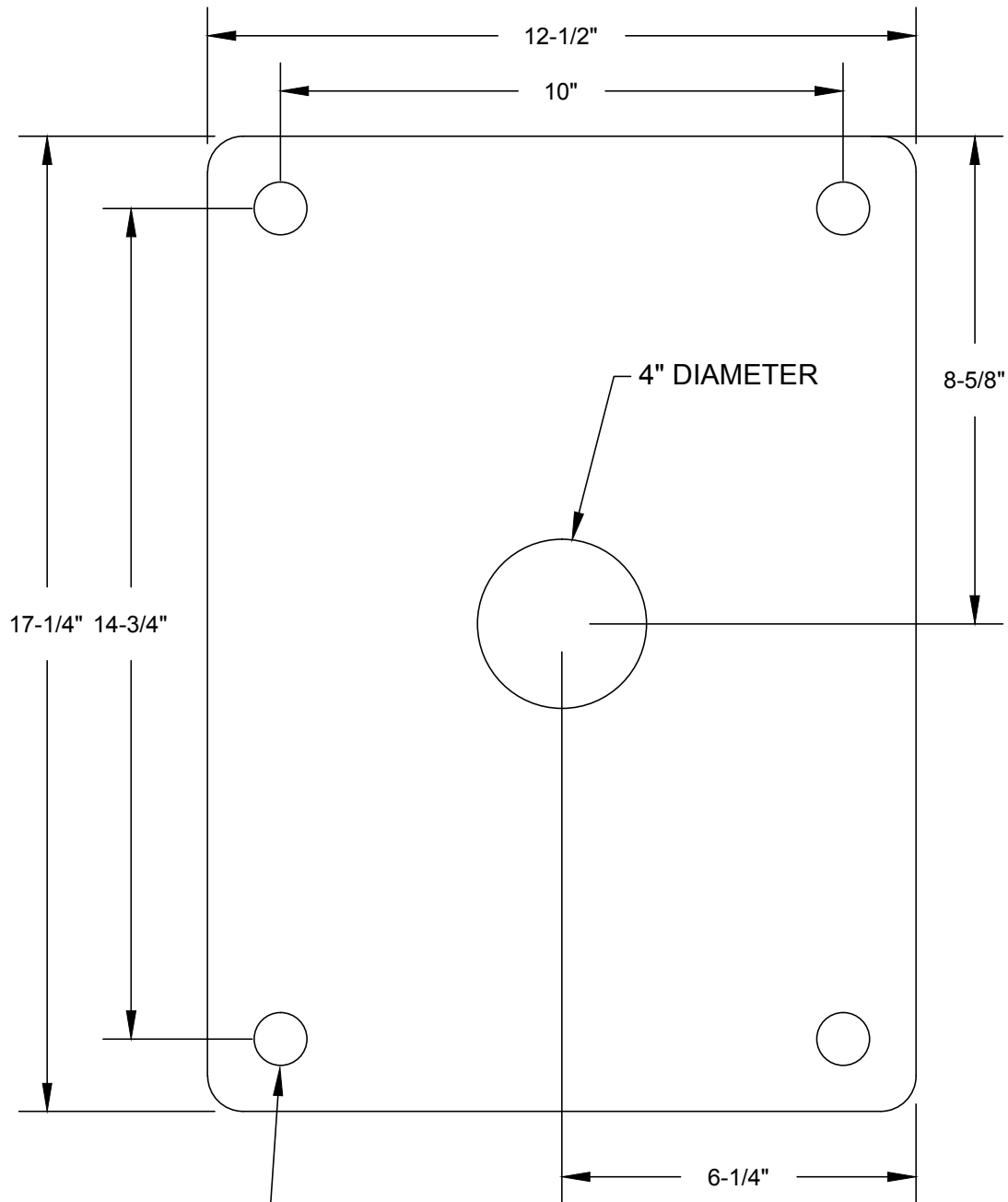
- **INDUSTRY LEADING IN ELECTRIC-HYDRAULIC CRANES**
- **POWERFUL DC ELECTRIC WINCH**
The ET series winches combine a powerful permanent magnet DC motor with robust sealing with proven 3-stage, all-metal gear train. Permanent grease lubrication means years of trouble-free service.
- **MANUAL CRANE OVERRIDE**
Each ET series crane gives the user the ability to operate and stow the crane if there is power loss through the remote
- **POWERFUL HYDRAULIC SLEW DRIVE**
Driven from high quality durable electric motor
- **COUNTER-BALANCE VALVE**
Counterbalance valving in all cylinders for increase safety and protection during operation



*OSHA Certification Exempt

*Venturo Body: VP16 Crane Service Body

CRANE BASE MOUNTING HOLE TEMPLATE



15/16" DIAMETER
SIZED FOR 7/8"-9 GRADE 8 MOUNTING BOLTS
TORQUE TO 455 FT*LBS



VENCO VENTURO INDUSTRIES LLC
CINCINNATI, OHIO

TITLE
MOUNTING DIMENSIONS

DATE
05-30-23

SECTION
C100

ET6K

SUPERSEDES
-

26011