

# HYDRAULIC CRANES HT50KX



Max. Capacity	8,000 LBS
Crane Rating	50,000 FT-LBS
Max. Reach	20 FT   25 FT   30 FT
Min. GVWR	19,500+ LBS
Controls	Full-Hydraulic Proportional

The Venturo HT50KX has been one of the flagships of the HT crane line for many years. With over 8,000 lbs of capacity and a 20, 25, & 30 ft boom extension, the crane can provide operators flexibility on a variety of applications. The HT50KX is perfect for a 19,500 GVWR vehicle giving most mid-size mechanics trucks the tools they need to complete their jobs. The HT50KX comes standard with proportional control, giving operators the ability for variable speed hydraulic functions which include rotation, winch, elevation and extension.

## FULL-HYDRAULIC PROPORTIONAL

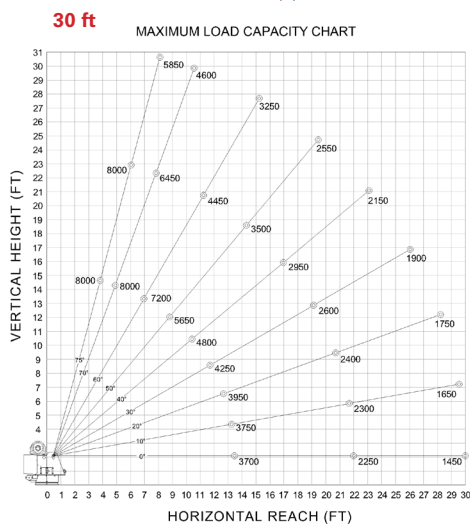
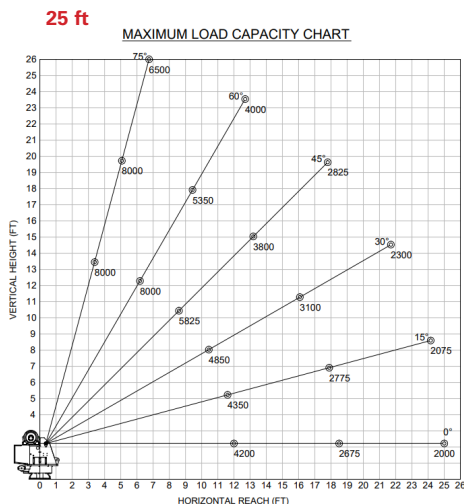
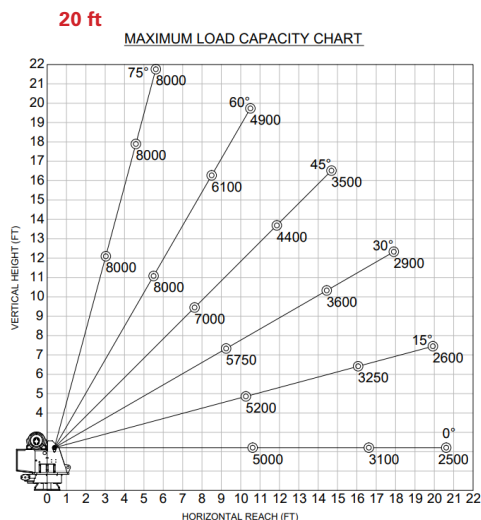


## FEATURES

- **AUTO ADJUST ANTI-TWO BLOCK**  
Innovative, rugged and compact anti-two block design automatically adjusts to boom angle. This minimizes hook-to-boom tip height and is less prone to damage.
- **CUSTOM H-VALVING**  
Provides high hydraulic flow for safe crane function, minimizes quick, jerky functions
- **SLEW DRIVE**  
Extra gear that allows for smooth hydraulic rotation, eliminates jerky movements while under load
- **HEXAGONAL BOOM DESIGN**  
Greater strength and Increased Load Capacity
- **HIGH WIRE ROPE GAUGES**  
Increased Strength and durability during operations under load
- **COUNTER-BALANCE VALVES**  
All cylinders include load bearing counter-balance valves to prevent loads from dropping
- **REAR COVERS**  
Rear covers now have new knobs that simply twist on/off that allow easier rear cover removal, no tool needed
- **PROPORTIONAL CONTROLS**  
Industry Leading proportional controls  
Gives the operator flexibility with hydraulic speeds  
Includes multi-function control and smooth variable speed control

# HYDRAULIC CRANES HT50KX

## MAXIMUM LOAD CAPACITY



## SPECIFICATIONS - 20 FT | 25 FT | 30 FT

**Lifting Capacities:** 8,000 lbs

**Crane Rating:** 50,000 ft-lbs

**Mounting Space:** 17 3/4" x 17 3/4"

**Stowed Height:** 39.5"

**Rope Diameter:** 3/8" @ 100'

**Line pull speed:** 60 ft/min @ 10 GPM (Single)  
30 ft/min @ 10 GPM (double)

**Max. Single-line:** 4,000 lbs

**Max. Double-line:** 8,000 lbs

**Rotation:** 400°

**Power Supply Requirements:** PTO & Pump Required  
10-12 GPM @ 3000 psi  
(10 gpm optimum)

**Hydraulic Req:** 25 gal reservoir

**Boom Elevation:** -8° to + 75°

**Controls:** Full-Hydraulic Proportional

**Boom Extension:** 20 ft: 10' - 16' - 20' Full Hydraulic  
25 ft: 12' - 18' - 25' Full Hydraulic  
30 ft: 14' - 22' - 30' Full Hydraulic

**Weight:** 1900 lbs / 2000 lbs / 2100 lbs

**Minimum Vehicle Class:** Class 5 (19,500 lbs GVWR)

**Optional:** - Corded Remote  
- Corded & Wireless Remote  
- Engine Controls

\*Venturo Body: VP40 & VP45 Crane Service Body

